



In an emergency **13 13 88** | General enquiries **13 13 65**

[Home](#)

[Our network](#)

[Electricity meters](#)

[Reading your own meter](#)

Reading your own meter

0

Tweet 2

Like 0

Your electricity meter keeps track of how much electricity you use in kilowatt hours (kWh).

Most residential and some business electricity meters are manually read once a quarter by a professional meter reader, however business electricity meters may be read monthly.

You can read your own electricity meter to find out how much electricity you have used by following the steps outlined below.

The majority of homes in Ausgrid's network area have traditional mechanical meters, which have 5 dials (like clock faces).

Some premises, such as businesses and large residential customers, are more likely to have an advanced meter (also known as electronic, interval or smart meters). These meters can be easier to read than mechanical meters.

How to read a dial meter

Dial meters have between 4 and 6 dials that alternately move clockwise and anti-clockwise.

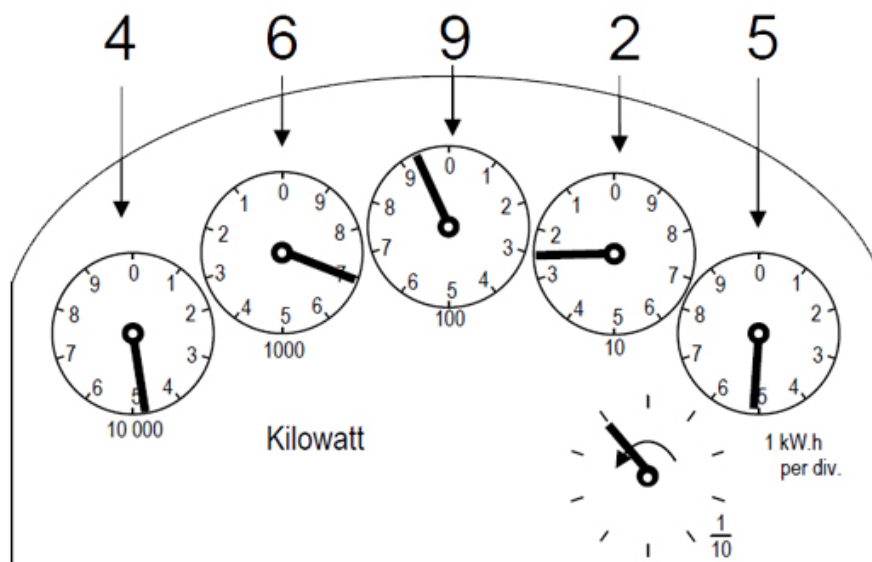


Dial meter.

Steps to reading your Dial meter

1. To read the display, stand directly in front of the meter so you can clearly see the hands on all dials.
2. Start with the clock that is furthest on the right and write down each number. If the hand points in between two numbers, write down the lowest number (note – write down 9 if the hand points between 9 and 0).
3. Do the same with the next dial as you move to the left (ignore any red dials)


The meter dials below show consumption of 46,925.



Reading the dials.

How to read an odometer-style display

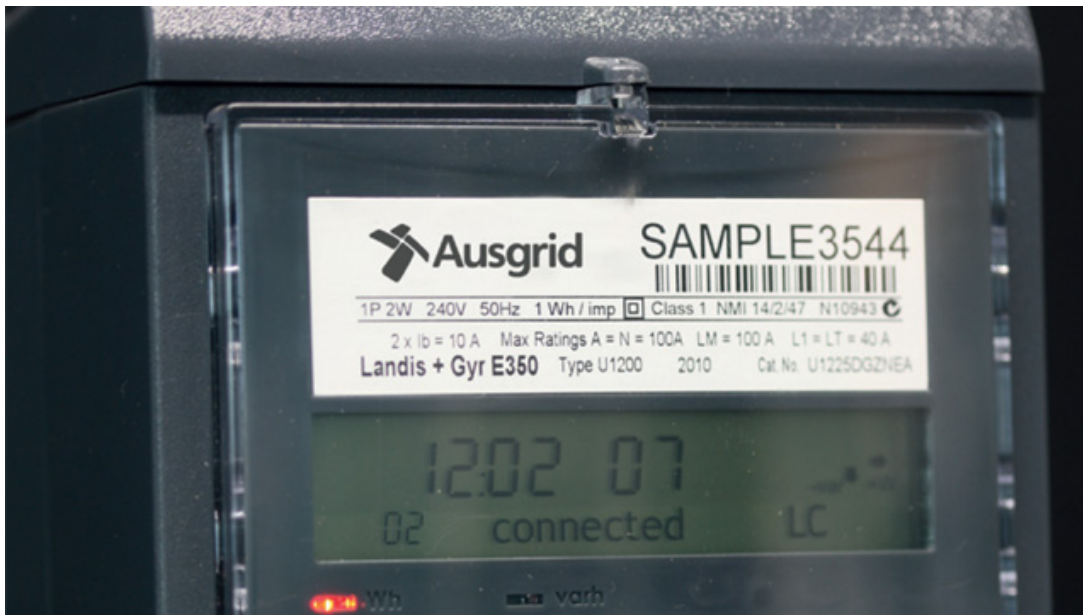
An odometer-style display is easy to read and is similar to the odometer in your car. Simply write down the six digits displayed. This meter shows consumption of 25,030 kWh.



Odometer-style display.

How to read an advanced (electronic) meter

Advanced (electronic) meters have a digital display that shows you your consumption beside the name of each tariff that is attached to the meter.



Smart meter.

Your electricity bill shows a list of the different tariffs that are relevant to your home. If you are on time of use pricing, have Off Peak hot water or solar power connected to your home, you will have more than one tariff.

Ausgrid programs all advanced (electronic meters) to automatically cycle through the displays. You can press the 'display' button to more quickly move through the different figures recorded.

Please note that this number may not be the same as the start and finish reads on your electricity bill. To accurately determine your consumption for the quarter you will need to read your meter on the next scheduled read date, which is identified on your bill.

© Copyright Ausgrid 2014 

Expand